








CW III SERIES

Compaction Wheel with Pad Foot Design

Compaction of large lift and constant boom down pressure all take their toll on standard static compaction wheels. The Series III compaction wheels are available in 18", 24" and 36" to accommodate common trench widths. Furukawa uses sealed composite bearings to handle the high workloads today's excavators or backhoes generate. And because they're sealed, contamination is reduced extending the tools service life.

SPECIFICATIONS

MODEL	CW 18 III	CW 24 III	CW 36 III
Weight in Lbs (kg)	1,200 (544)	2,380 (1,080)	3,350 (1,520)
Wheel Width in Inches (mm)	17 (432)	23 (580)	35 (889)
Height in inches (mm)	47.50 (1,200)	59 (1,499)	57.25 (1,450)
Bracket Spacing Inches (mm)	10.75 (273)	15 (400)	17 (430)
Wheel Diameter in inches (mm)	30 (762)	40 (1,000)	40 (1,000)
Number of Wheels	3	3	4
Foot Configuration	Pad Foot	Pad Foot	Pad Foot
Carrier Options	  		

CARRIER OPTIONS



Features and Benefits:

➤ **Cast manganese steel wheels** – Super strong one-piece construction from cast manganese steel – no welds to fatigue and break. This is the ultimate working steel, the more you work it, the harder it becomes. The surface is extremely wear-resistant yet the center is strong and ductile. The wheels are securely mounted to the hardened shaft using a split tapered bushing, allowing the wheels to be removed for ease of maintenance.

➤ **Sealed high-strength composite bearings** – The composite bearings are capable of carrying extremely high loads and are far less susceptible to contamination than ball or roller bearings. The bearings are completely sealed keeping dirt and debris out. Unique bearing housing protects the seals from direct exposure to the harsh working environment extending service life.

➤ **Floating Top-Mount Boss** – Our 'floating boss' mounting system incorporates standard mounting hardware while meeting 'OEM Pin Centers' for specific carrier mounting. This eliminates the long delays associated with OEM specific top caps.

➤ **Maintenance** – Split tapered bushings are used on the wheels for easy disassembly. Grease fittings are located at the shaft ends for quick lubrication.



www.frdusa.com

CORPORATE HEADQUARTERS
711 Lake Street, Kent, OH 44240
Ph: 330-673-5826
Fax: 330-677-1616
Toll Free: 1-800-527-2282

SOUTHEAST SALES AND SERVICE FACILITY
155 Dexter Road
Spartanburg, SC 29303
Ph: 864-541-0125

WEST COAST SALES AND SERVICE FACILITY
7730 Security Circle
Reno, NV 89506
Ph: 775-260-7366