




Compactor/Drivers



The Faster, Safer Way to Complete Any Compaction or Driving Job

FRD USA COMPACTOR/DRIVERS COMBINE HIGH FREQUENCY VIBRATION WITH HIGH IMPACT POWER TO MAKE QUICK WORK OF ANY COMPACTION OR DRIVING TASK.

For use on a range of equipment—from small and medium excavators or backhoes to medium and large excavators—our compactors are designed to work anywhere a boom can reach, whether in trenches, around foundations, or on slopes or seawalls.

FRD USA compactors can safely compact trenches of all sizes, often eliminating the extra cost involved with a man and walk-behind unit and the added expense of trench boxes or shoring. They are also ideal for setting posts and driving steel sheeting used for retaining walls.

Built to Perform

Our compactor/drivers feature special rubber shock absorbers that protect the carrier's boom by isolating it from compactor vibrations, as well as hydraulic motors with built-in cross-over check valves to better adapt with today's carriers and protect the compactor motor. All sizes are built for rugged, reliable performance with hardened steel components to resist the effects of stress, vibration, fatigue and impulse forces.

Quickly Connect to OEM Mounting Systems

A wide range of hanger brackets allow our attachments to quickly connect to specific OEM mounting systems, including Wain-Roy®, Welco-Beales® and CP® to name a few. Several models are available with our unique floating boss design that allows OEM pin spacing to eliminate costly manufacturers' brackets. Two models—the HP65 II and HP75—feature the patented SwitchHitch mounting system, which is an indexing disc that can easily be rotated to meet OEM pin centers for most backhoes and mini-excavators.



Features and Benefits

- › Eliminate costly trench boxes and shoring
- › Drive sheeting for retaining walls
- › Protect the carrier's boom with rubber shocks to absorb vibration
- › Eliminate costly OEM mounting brackets with SwitchHitch and floating boss design on several models
- › Connect with an OEM bolt-on top cap if needed, which is available for all models
- › 18 inch base plate on HP65 II works perfectly with 18" digging bucket
- › A backfill blade is also available for the HP65, HP75, HP135 II and HP210 models



Specifications

MODEL	HP35 ME		HP65 II		HP65 II 18"		HP75	
	US Standard	Metric	US Standard	Metric	US Standard	Metric	US Standard	Metric
Impulse Force	3,000 lbs	1,361 kg	6,500 lbs	2,948 kg	6,500 lbs	2,948 kg	7,800 lbs	3,538 kg
Cycles Per Minute	2,000		2,000		2,000		2,000	
Operating Pressure	2,000 PSI	138 BAR	1,800 - 2,200 PSI	124 - 152 BAR	2,000 - 2,400 PSI	138 - 165 BAR	1,800 - 2,200 PSI	124 - 152 BAR
Hydraulic Flow Req'd	7.5 GPM	28 LPM	12 - 15 GPM	45 - 57 LPM	12 - 15 GPM	45 - 57 LPM	18 - 22 GPM	68 - 83 LPM
Approximate Weight*	350 lbs	159 kg	850 lbs	385 kg	742 lbs	336 kg	850 lbs	385 kg
Approximate Height*	20"	508 mm	27.5"	699 mm	27.5"	702 mm	27.5"	699 mm
Width	12"	305 mm	24"	610 mm	18"	457 mm	24"	610 mm
Pin Spacing	As required		As required		As required		As required	
Mounting Pin Diameter	As required		As required		As required		As required	
Base Plate Dimensions	12" x 26"	305 x 660 mm	24" x 34"	610 x 864 mm	18" x 34"	457 x 864 mm	24" x 34"	610 x 864 mm
Compaction Area	2.2 sq. ft.	0.20 sq. m	5.7 sq. ft.	0.53 sq. m	4.25 sq. ft.	0.39 sq. m	5.7 sq. ft.	0.53 sq. m
Hose Size								
Pressure Line	0.5"	13 mm	0.75"	19 mm	0.75"	19 mm	0.75"	19 mm
Return Line	0.5"	13 mm	0.75"	19 mm	0.75"	19 mm	0.75"	19 mm
Carrier Options	■ ■		■ ■		■ ■		■ ■	



*Weight and Height are specific for HydraPaks with Flat Top (FT) Hanger Assemblies, less mounting bracket. For accurate weight and height for models utilizing a different or specific hanger arrangement, please contact our Engineering Department.

MODEL	HP135 II		HP135 FB II		HP135 FT II		HP210 II		HP210 FB II		HP210 FT II	
	US Standard	Metric	US Standard	Metric	US Standard	Metric	US Standard	Metric	US Standard	Metric	US Standard	Metric
Impulse Force	13,500 lbs	6,124 kg	13,500 lbs	6,124 kg	13,500 lbs	6,124 kg	21,000 lbs	9,525 kg	21,000 lbs	9,525 kg	21,000 lbs	9,525 kg
Cycles Per Minute	2,000		2,000		2,000		2,000		2,000		2,000	
Operating Pressure	2,000 PSI	138 BAR	2,000 PSI	138 BAR	2,000 PSI	138 BAR	2,000 PSI	138 BAR	2,000 PSI	138 BAR	2,000 PSI	138 BAR
Hydraulic Flow Req'd	30 GPM	114 LPM	30 GPM	114 LPM	30 GPM	114 LPM	48 GPM	182 LPM	48 GPM	182 LPM	48 GPM	182 LPM
Weight*	1,335 lbs	606 kg	1,470 lbs	667 kg	1,770 lbs	803 kg	2,150 lbs	975 kg	2,235 lbs	1,014 kg	2,730 lbs	1,238 kg
Height	34"	864 mm	34"	864 mm	27"	686 mm	39.5"	1,003 mm	39.5"	1,003 mm	32"	813 mm
Width	28"	711 mm	28"	711 mm	28"	711 mm	34"	864 mm	34"	864 mm	34"	864 mm
Pin Spacing	15.75"	400 mm	O.E.M.		O.E.M.		18.7"	475 mm	O.E.M.		O.E.M.	
Mounting Pin Diameter	As required		As required		As required		As required		As required		As required	
Base Plate Dimensions	28" x 40"	711 x 1,016 mm	28" x 40"	711 x 1,016 mm	28" x 40"	711 x 1,016 mm	34" x 46"	864 x 1,168 mm	34" x 46"	864 x 1,168 mm	34" x 46"	864 x 1,168 mm
Compaction Area	7.8 sq. ft.	0.72 sq. m	7.8 sq. ft.	0.72 sq. m	7.8 sq. ft.	0.72 sq. m	10.8 sq. ft.	1 sq. m	10.8 sq. ft.	1 sq. m	10.8 sq. ft.	1 sq. m
Hose Size												
Pressure Line	0.75"	19 mm	0.75"	19 mm	0.75"	19 mm	1"	25 mm	1"	25 mm	1"	25 mm
Return Line	1"	25 mm	1"	25 mm	1"	25 mm	1.25"	32 mm	1.25"	32 mm	1.25"	32 mm
Carrier Options	■		■		■		■		■		■	

*FT weight is based on average O.E.M. top cap and does not include mounting pins and bushings.

Carrier Options



MINI




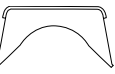


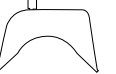









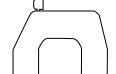
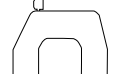

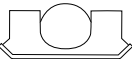
BACKHOE



EXCAVATOR

HydraPak Hanger Options

	Universal mount for Mini-Excavators without Quick Couplers	For direct Pin Mounting to Backhoes	For carriers utilizing Bobcat® Exchange Systems	For carriers requiring special, OEM bolt-on Top Cap (Top Cap sold separately)	For carriers utilizing Kubota® 7880 Couplers	For carriers utilizing Wain-Roy® Couplers	For carriers utilizing CP® Couplers
							
	UNV	TLB	BOB	FT	KU80	WR	CP
 HP35 ME	•	•	•	•	•	•	•

	For carriers utilizing Weldco-Beales® 27/35 Couplers	For carriers utilizing Weldco-Beales® 50 Couplers	For carriers requiring OEM Pin Centers	SwitchHitch mounting for most backhoes utilizing Quick Couplers	"Floating-Boss" mounting for carriers requiring OEM Pin Centers	For carriers utilizing Wain-Roy® Couplers	For carriers requiring special, OEM bolt-on Top Cap (Top Cap sold separately)	For carriers utilizing CP® Couplers
								
	WB	WB50	OEM	TLB	FB	WR	FT	CP
 HP35 ME	•	•	•	•				
 HP65 II & HP75				•	•	•	•	•*

* 18" HP65 II only
 ® are registered trademarks of their respective companies.

About FRD USA

Formerly Kent Demolition Tool, FRD USA is a wholly owned subsidiary of FURUKAWA ROCK DRILL CO., LTD, with nearly 60 years of experience. FRD USA breakers, attachments and compactors are built to last and are proven reliable for today's most demanding jobs. For more information, visit frdusa.com or your local servicing dealer.



www.frdusa.com

CORPORATE HEADQUARTERS
 711 Lake Street, Kent, OH 44240
Ph: 330-673-5826
Fax: 330-677-1616
Toll Free: 1-800-527-2282

SOUTHEAST SALES AND SERVICE FACILITY
 155 Dexter Road
 Spartanburg, SC 29303
Ph: 864-541-0125

WEST COAST SALES AND SERVICE FACILITY
 7730 Security Circle
 Reno, NV 89506
Ph: 775-260-7366