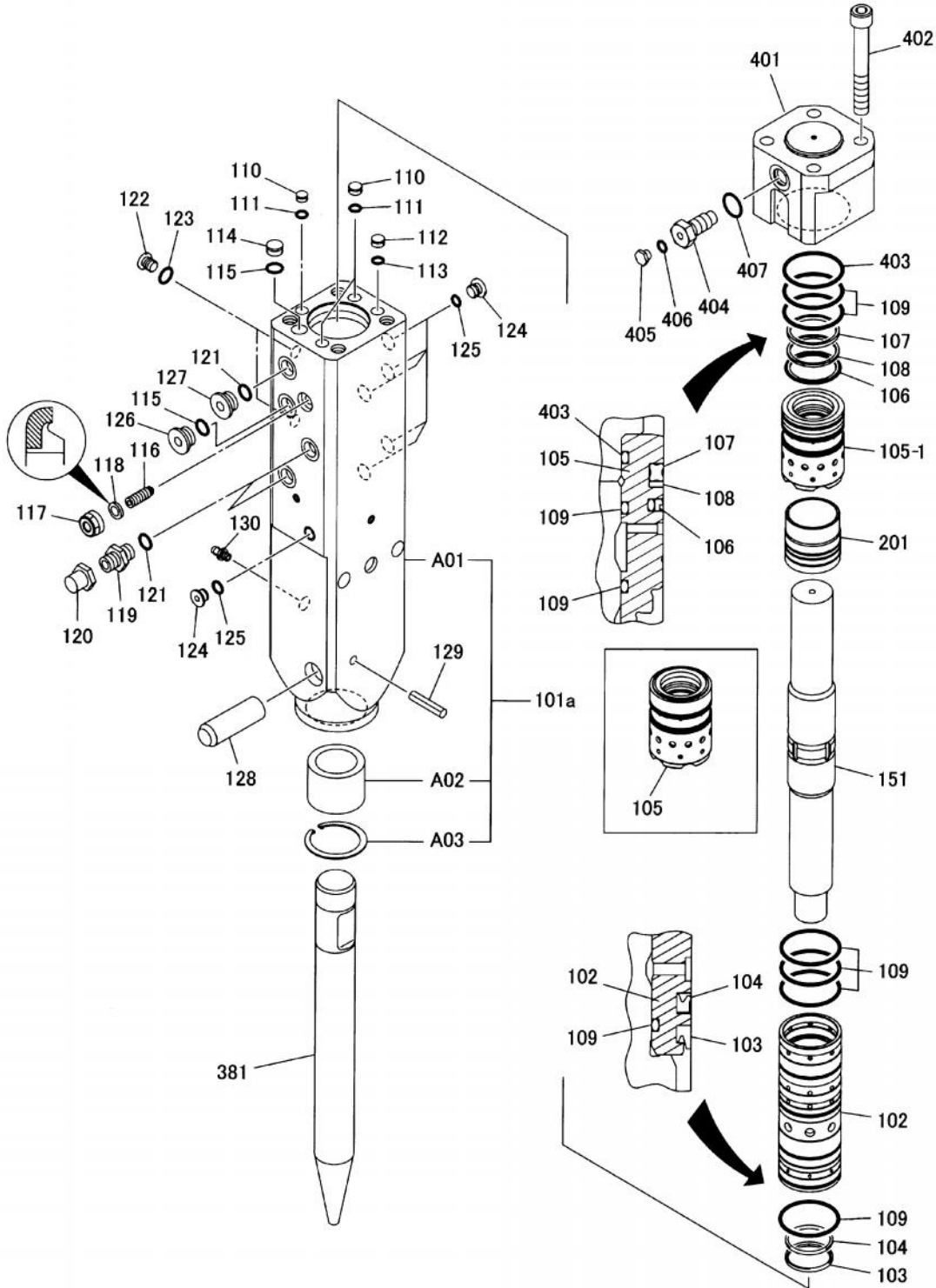




SECTION VI

PARTS LIST

Fx25 HYDRARAM PARTS BREAKDOWN



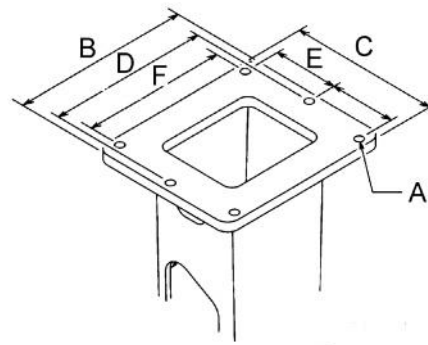
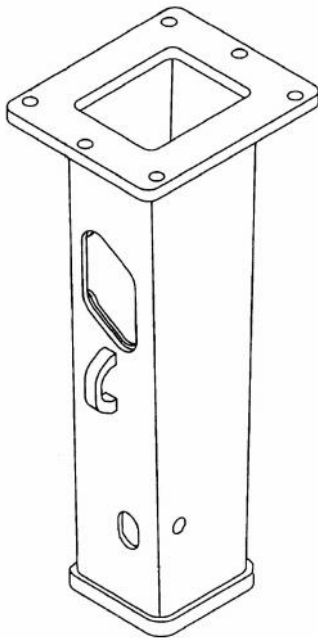


Fx25 HYDRARAM PARTS LIST

<u>ITEM</u>	<u>PART NUMBER</u>	<u>QTY</u>	<u>DESCRIPTION</u>	<u>ITEM</u>	<u>PART NUMBER</u>	<u>QTY</u>	<u>DESCRIPTION</u>
101	002306100010	1	Cylinder Assy	119	15287	2	Port Adapter
A01		[1]	Cylinder	121	16001100018	3	O-Ring [/S]
A02	HB2G20103	[1]	Front Bushing	122	08489101000	2	GPF Plug
A03	26402000060	[1]	Snap Ring	123	16001100008	2	O-Ring [/S]
102	002306100030	1	Cylinder Liner	124	08489102000	6	GPF Plug
103	HB2R10106	1	Dust Seal [/S]	125	16001100011	6	O-Ring [/S]
104	HB2R10107	1	U-Packing [/S]	126	08489103000	1	GPF Plug
105	002306100040	1	Seal Retainer	127	18489104000	1	GPF Plug
105-1	002306100041	1	Seal Retainer	128	F220206	1	Rod Pin
106	002301100030	1	Step Seal [/S]	129	15403710055	1	Spring Pin
107	002301100041	1	Quad Ring [/S]	130	17031200000	1	Grease Nipple
108	002301100050	1	Back-Up Ring [/S]	151	002306110010	1	Piston
109	16102100060	6	O-Ring [/S]	201	002306130011	1	Valve
110	HB2R10120	3	Plug [/S]	381	F225111	1	Blunt
111	16001110010	3	O-Ring [/S]	381	F225114	1	Chisel
112	HB2R10122	1	Plug [/S]	381	F225115	1	Moil
113	16001100012	1	O-Ring [/S]	401	002306300010	1	Back Head
114	HB5G10120	1	Plug [/S]	402	10203216130	4	Socket Bolt
115	16001100014	2	O-Ring [/S]	403	16102100060	1	O-Ring [/S]
116	F410231	1	Adjuster	404	HB15G30103	1	Charge Valve
117	F410233	1	Seal Nut	405	HB20G30109	1	Plug
118	HB1G10532	1	Seal Washer [/S]	406	16001100006	1	O-Ring [/S]
				407	16001100018	1	O-Ring [/S]
				*	902306920010	1	Seal Kit

() Bracketed quantities indicate items included with the prior assembly.
 [/S] Items marked Option /S are included in the 902306920010 Seal Kit
 (Refer to Section VII for Seal Kit Details)

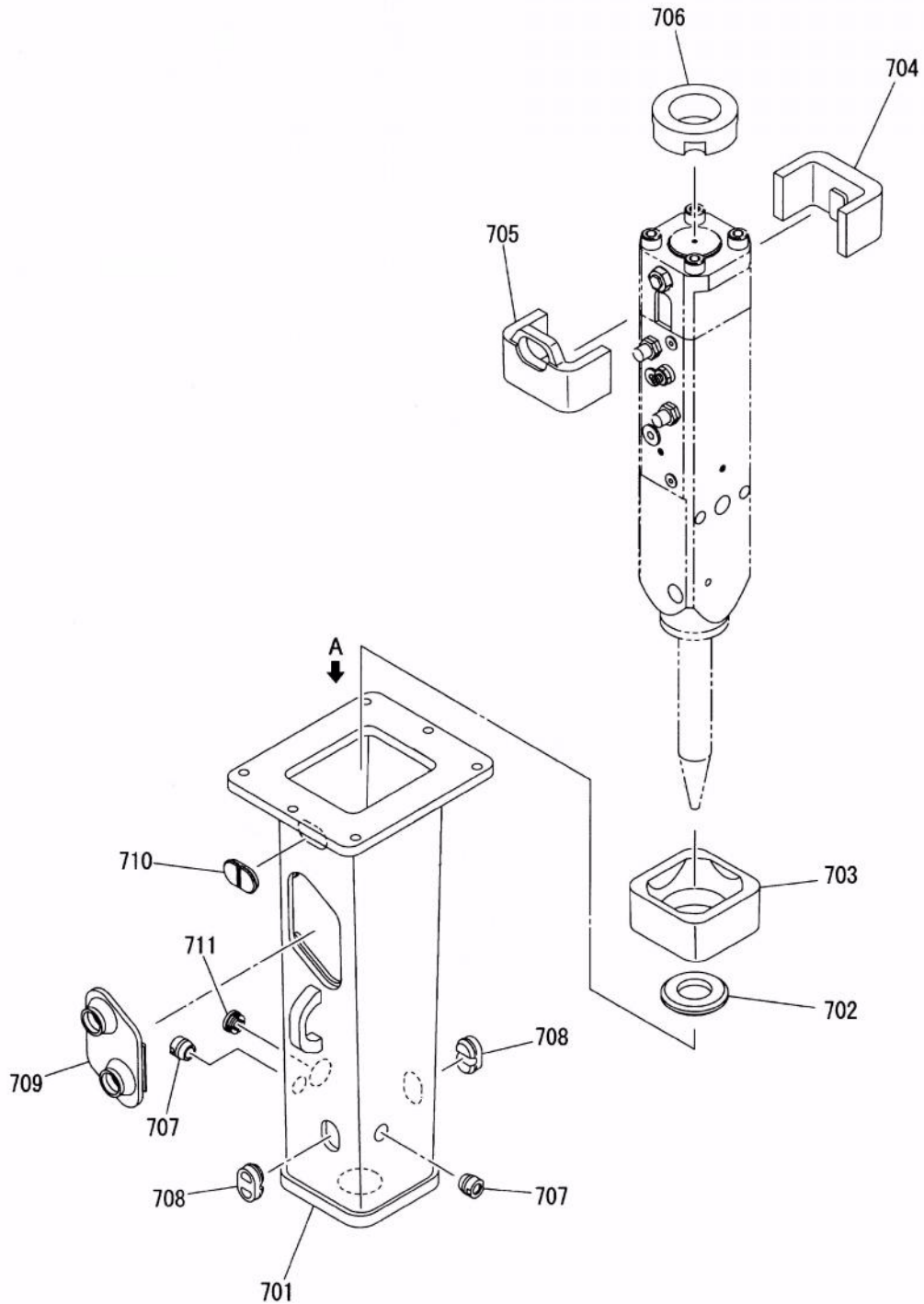
T-BOX MOUNTING **Fx25QT HYDRARAM**



<i>ITEM</i>	<i>PART NUMBER</i>	<i>QUANTITY</i>	<i>DESCRIPTION</i>
1	002306880010	1	T-Box Weldment

	<u>Inch</u>	<u>Milimeter</u>	
A	0.56	14	Bolt Hole Diameter
B	11.50	292	Flange, Long Side
C	10.63	246	Flange, Short Side
D	9.68	262	Center to Center
E	4.25	108	Center to Center
F	9.29	236	Center to Center

DAMPER PARTS LIST **Fx25QT HYDRARAM CRADLE**

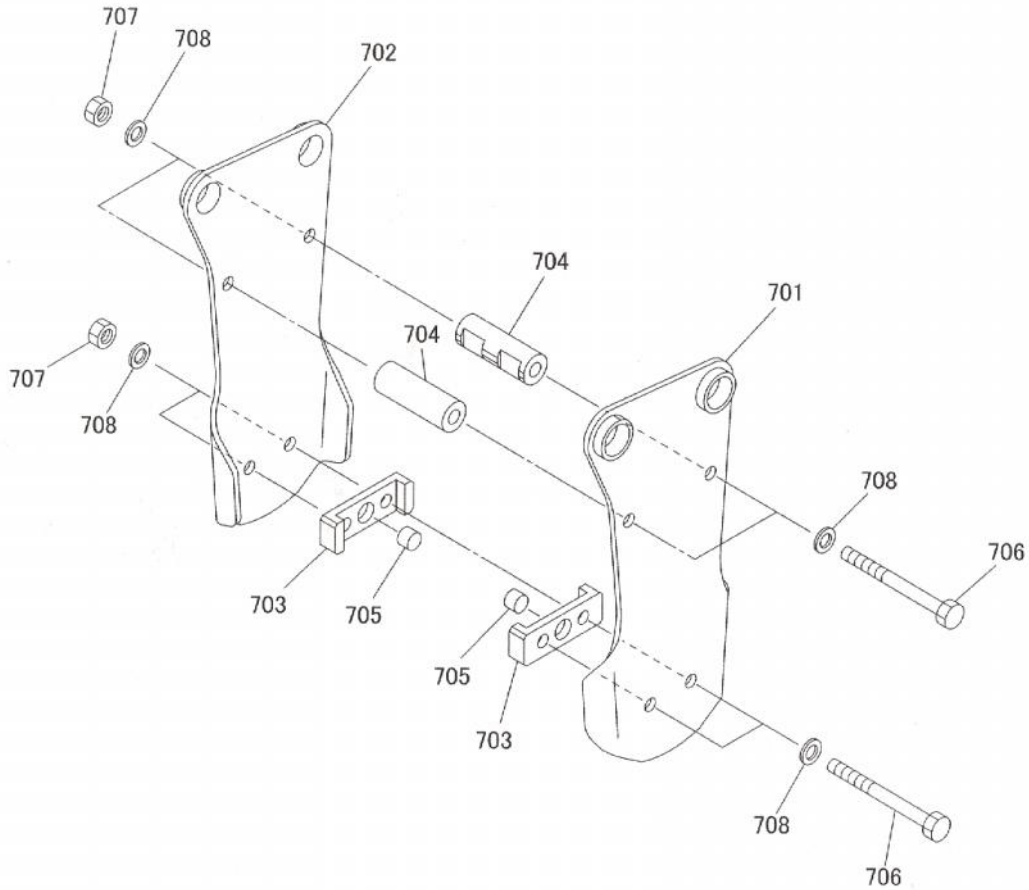


DAMPER PARTS LIST
Fx25QT HYDRARAM CRADLE
902306880010 ASSY

<i>ITEM</i>	<i>PART NUMBER</i>	<i>QUANTITY</i>	<i>DESCRIPTION</i>
701	002306880010	1	T-Box
702	002306880020	1	Bottom Damper
703	002306880030	1	Front Damper
704	002306880040	1	Back Damper (A)
705	002306880050	1	Back Damper (B)
706	002306880060	1	Top Damper
707	002308880070	2	Dust Plug
708	002306880070	2	Pin Plug
709	002306880080	1	Soundproof Cover
710	002308880101	1	Dust Plug
711	002200830160	1	Grease Cap

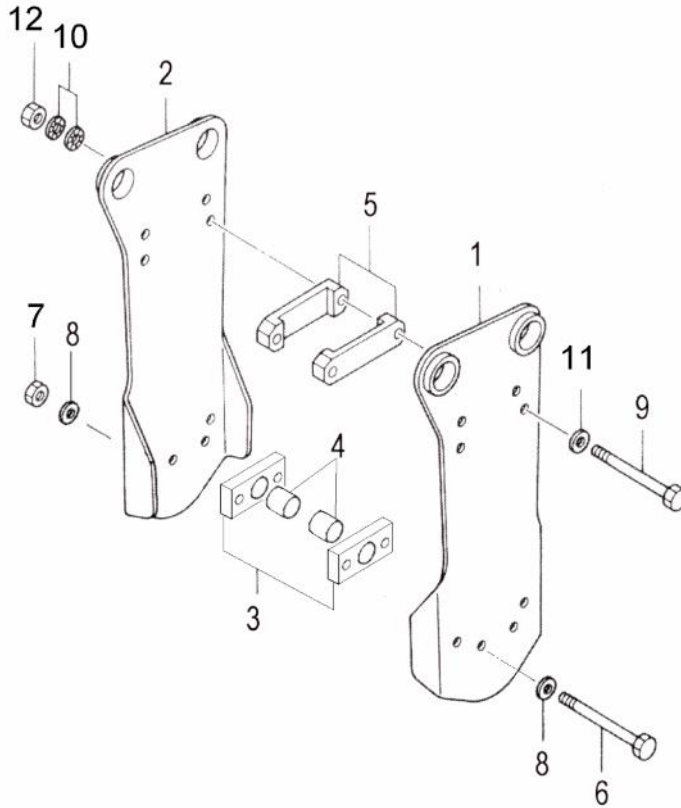


Fx25FB HYDRARAM



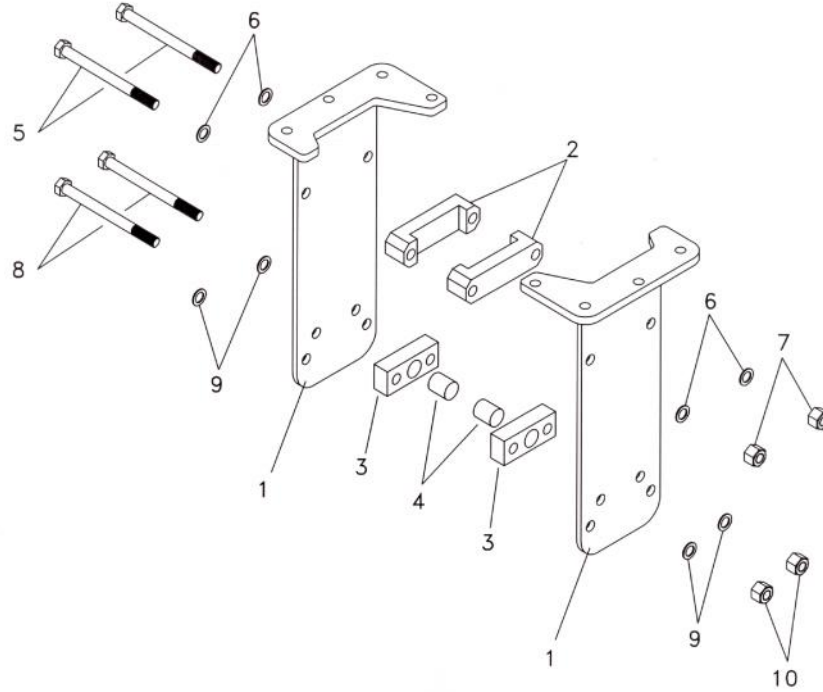
<i>ITEM</i>	<i>PART NUMBER</i>	<i>QUANTITY</i>	<i>DESCRIPTION</i>
701	002306800010	1	Side Plate R.H.
702	002306800020	1	Side Plate L.H.
703	002306810020	2	Set Plate
704	002306810030	2	Spacer
705	002301810040	2	Set Pin
706	10103218175	4	Bolt
707	12013218000	4	Nut
708	14119218000	8	Washer

Fx25FB HYDRARAM (OLD STYLE)



<i>ITEM</i>	<i>PART NUMBER</i>	<i>QUANTITY</i>	<i>DESCRIPTION</i>
1	FX25035	1	Side Plate R.H.
2	FX25036	1	Side Plate L.H.
3	FX25037	2	Set Plate "A"
4	FX25038	2	Set Pin
5	FX25039	2	Set Plate "B"
6	FX25021	2	5/8"-11 UNC x 7.50" Gr. 5
7	6346	2	5/8"-11 Lock Nut
8	7230	4	5/8" Flat Washer
9	10103218175	2	18mm Bolt
10	HB2R81104	2	Disk Washer
11	14011218000	2	Flat Washer
12	12013218000	2	Lock Nut

Fx25FSP HYDRARAM



<i>ITEM</i>	<i>PART NUMBER</i>	<i>QUANTITY</i>	<i>DESCRIPTION</i>
1	F20001	2	Flanged Side Plate
2	FX25020	2	Set Plate "B"
3	FX25037	2	Set Plate "A"
4	FX25038	2	Set Pin
5	F20004	2	3/4"-10 UNC x 7.50" Gr. 5
6	7234	4	3/4" Flat Washer
7	10195	2	3/4"-10 Lock Nut
8	F25021	2	5/8"-11 UNC x 7.50" Gr. 5
9	7230	4	5/8" Flat Washer
10	6346	2	5/8"-11 Lock Nut



MOUNTING PIN KIT FOR Fx25FB HAMMERS

Serial Number

Base Machine Make: _____

Base Machine Model: _____

Dipperstick Pin Diameter: _____

Link Pin Diameter: _____

Dipperstick Width: _____

Link Pin Width: _____

MOUNTING KIT PART NO: _____

Consisting of the following:

<i>ITEM</i>	<i>PART NUMBER</i>	<i>QUANTITY</i>	<i>DESCRIPTION</i>
1	_____	1	_____ Dia. Mounting Pin x _____ lg.
2	_____	1	_____ Dia. Mounting Pin x _____ lg.
3	_____	2	_____ Dia. Mounting Bushing x _____ lg.
4	_____	2	_____ Dia. Mounting Bushing x _____ lg.

SERVICE TOOL KIT

P/N BMX2590001

Furukawa Rock Drill USA includes a tool kit with every new hydraulic breaker. This tool kit contains many of the special tools and wrenches required to perform normal maintenance or repairs on the breaker. This is a basic tool kit, and is by no means complete or comprehensive, but it does contain some specialized tools, and wrench sizes not commonly found in the field. The following illustration depicts a typical tool kit and its contents:

